



LED DOWNLIGHT RANGE
by Green Illumination



invis
round



invis
square



///INVIS LED DOWNLIGHT IS DESIGNED AND ENGINEERED FOR RESIDENTIAL AND COMMERCIAL SPACES. FEATURING IMPRESSIVE 5-100% DIMMING CAPABILITIES, INNOVATIVE ANTI-GLARE DESIGN AND HIGH COLOUR RENDERING INDEX. DESIGNED TO BLEND IN SEAMLESSLY WITH CEILINGS, IT IS THE IDEAL CHOICE FOR SPACES WITH AN EMPHASIS ON STYLE.



**invis
round
mini**

The Invis also comes in this mini version for use as a dimmable spot or cabinet light - white or silver options available.



invis10

The Invis features ultra-thin slimline 5 millimeter edges to create a flawless finish.



invis16

The Invis 16 produces over 900 lumens, superior to a high performing 50 watt halogen downlight.



**invis10
square**

The Invis looks as good as it performs with round or square options to fit the aesthetics and design of a room.



.....

/// DISCOVER THE FEATURES THAT MAKE THE INVIS LED DOWNLIGHT THE IDEAL LIGHTING SOLUTION FOR RESIDENTIAL AND COMMERCIAL SPACES.

.....



/// HIGH COLOUR CRI

.....

See objects in true to life colour with the INVIS LED downlight range. CRI (colour rendering index) describes how well a light source shows up colours and is measured on a scale of 1 -100 with 100 being ideal. Most forms of light produce a CRI less than 80. Green Illumination INVIS LED downlight range has an amazing ability to render object colours with a superior CRI of between 90-95. Colours will appear more natural and vibrant under the illumination of the INVIS.



/// 5-100% DIMMING RANGE

.....

Set the mood with the INVIS innovative dimming capabilities. Dimming allows the intensity of a luminaire to be adjusted and controlled. Many LED's only dim to 40% or less. The INVIS LED downlight range has remarkable dimming capabilities of 5-100%. This means it can be dimmed to as low as 5% its original brightness. The INVIS can also be dimmed on conventional lighting control systems.



/// SLIMLINE ANTI-GLARE DESIGN

.....

The INVIS was designed to blend in seamlessly with ceilings. It incorporates ultra-thin slimline 5 millimeter edges to create a flawless finish. Featuring an anti-glare design, it provides high illumination while maintaining its minimalistic appearance.

The INVIS looks as good as it performs with round or square options to fit the aesthetics of a room. Also available in the mini dimmable spot for cabinet lighting - it is the perfect choice for spaces with an emphasis on style.



/// BRIGHTER

.....

Green Illumination's INVIS range is brighter than ever with the INVIS16 producing over 900 lumens, superior to a high performing 50 watt halogen downlight while using less than one third of the power.

Using only 10 watts of power, the INVIS10 uses even less electricity while still providing over 500 lumens of light.

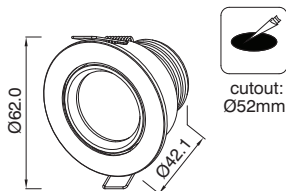
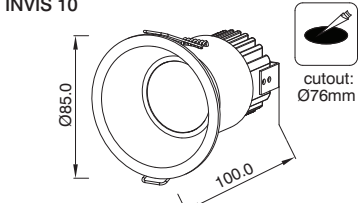
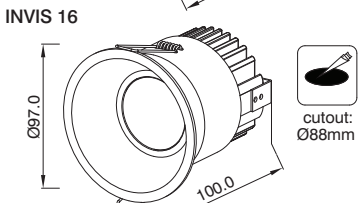
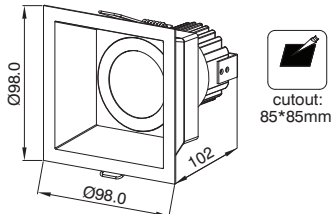


/// EXPANDED LIFESPAN

.....

The INVIS is engineered to last with a 36,000 hour lifespan. Using advanced Japanese LED chip technology, it is able to last over 30 times longer the standard halogen downlight. This impeccable quality is backed up with a 5 year warranty.

/// PRODUCT SPECIFICATIONS

	INVIS MINI (per individual lamp)		INVIS10/16		INVIS10 SQUARE	
PRODUCT CODE	INVIS MINI-WW	INVIS MINI-CW	INVIS10/16 -WW	INVIS10/16 -CW	INVIS10-SQ-WW	INVIS10-SQ-CW
WATTAGE	4 W	4 W	10 W / 16 W	10 W / 16 W	10 W	10 W
INPUT VOLTAGE	240 V	240 V	240 V	240 V	240 V	240 V
LUMEN OUTPUT	200 LM	200 LM	534 lm / 909 lm	582 lm / 970 lm	534 lm	582 lm
CRI	80	80	92	93 / 95	92	93
COLOUR TEMPERATURE	WARM WHITE 3000 K	COOL WHITE 4000 K	WARM WHITE 3000 K	COOL WHITE 4000 K	WARM WHITE 3000 K	COOL WHITE 4000 K
BEAM ANGLE	36°	36°	56.5° / 60°	56.5° / 60°	60°	60°
FINISH COLOUR OPTIONS	WHITE / SILVER	WHITE / SILVER	WHITE	WHITE	WHITE	WHITE
COMPATIBLE DIMMERS	CLIPSAL TRAILING EDGE CLIPSAL UNIVERSAL	CLIPSAL TRAILING EDGE CLIPSAL UNIVERSAL	CLIPSAL TRAILING EDGE CLIPSAL UNIVERSAL	CLIPSAL TRAILING EDGE CLIPSAL UNIVERSAL	CLIPSAL TRAILING EDGE CLIPSAL UNIVERSAL	CLIPSAL TRAILING EDGE CLIPSAL UNIVERSAL
DIMMING CAPABILITY	5 - 100%	5 - 100%	5 - 100%	5 - 100%	5 - 100%	5 - 100%
IP RATING	IP23	IP23	IP23	IP23	IP23	IP23
INCLUDES	2 LAMPS WITH DRIVER	2 LAMPS WITH DRIVER	COMPLETE LIGHT FITTING WITH DRIVER	COMPLETE LIGHT FITTING WITH DRIVER	COMPLETE LIGHT FITTING WITH DRIVER	COMPLETE LIGHT FITTING WITH DRIVER
WARRANTY	3 YEARS	3 YEARS	5 YEARS	5 YEARS	5 YEARS	5 YEARS
DIMENSIONS	INVIS MINI 		INVIS 10  INVIS 16 		INVIS 10 SQ 	

/// LIGHTING CONTROL

The INVIS range is compatible with Phillips Dynalite Lighting Control Systems.

Dimming with Dynalite: Use Clipsal Trailing Edge dimmer when installing on dynalite.

The INVIS range is compatible with Clipsal C-Bus Lighting Control Systems.

Dimming with C-Bus: Use with Clipsal Universal dimmer when installing on C-Bus.

/// INSTALLATION

Building insulation is allowed to side about this luminaire as per the diagram shown. No barrier is required.

Installation must be by a qualified and experienced electrician, as per the product installation guidelines.

/// WHERE TO BUY

Contact Green Illumination for pricing information and to find out where your nearest distributor is located.

Call us: 07 3299 2496

Email: info@greenilluminate.com.au

View products online www.greenilluminate.com.au

